

WECONNECT INTERNATIONAL ACTIVITY IN CHILE - 2019



4

Trained women business owners in the skills and knowledge necessary to grow their business

37

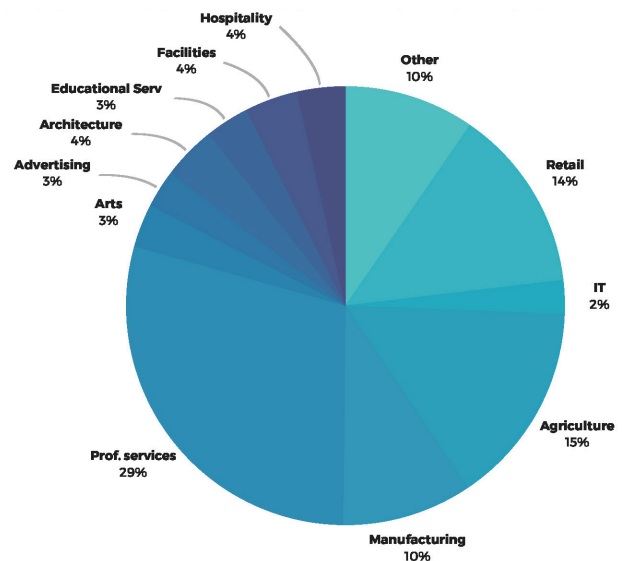
Facilitated connections between women business owners and corporate buyers

22

Facilitated connection between women business owners

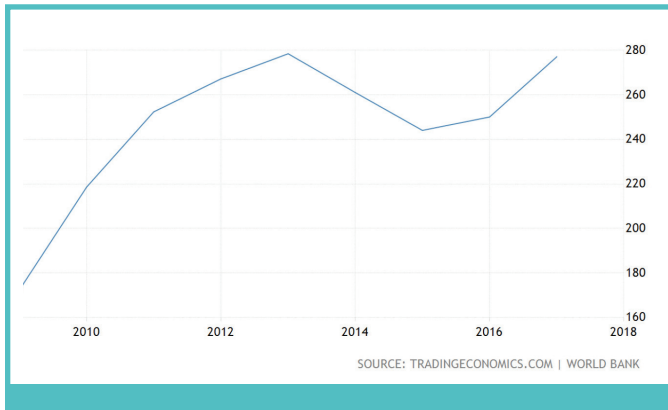
Industry Breakdown

By WEConnect International's certified Chilean women-owned businesses



Key Economic Data - Chile

GDP (billion \$US)



GDP per capita (PPP)

\$25,978

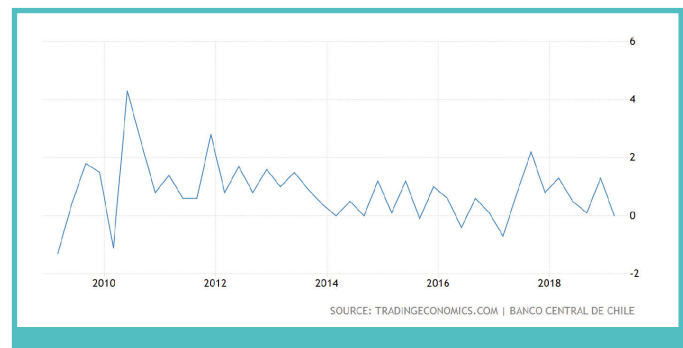
Annual median per capita income in 2018

56th

Worldwide ranking of GDP per capita

The economy of Chile is the 44th largest in the world measured by nominal GDP and 42th largest by purchasing power parity (PPP)

GDP growth rate (%)



#56

in worldwide Ease of Doing Business ranking

- Chile is home to 12 billionaires as of 2018 - this marks Chile as the 27th largest country with billionaire population
- Chile's major stock exchange, the Bolsa de Comercio de Santiago, had a market capitalization of \$269 billion as of April 2018

Top Exports

- Copper
- Fruit
- Fish products
- Paper and pulp

Labor Force

8.88 million

- Agriculture: 9.2%
- Industry: 23.7%
- Services: 67.1%

Top Industries

- Copper
- Lithium
- Other minerals
- Foodstuffs

The minimum wage in Chile is 288,000 Chilean pesos per month, which translates to approximately \$5,327 per year.

Practical Information on Doing Business in Chile

Chile's worldwide ranking (out of 190 economies) in...

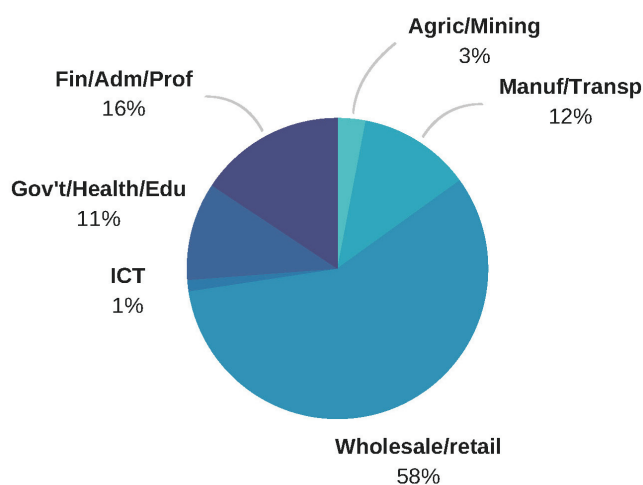
- Starting a business: #65
- Dealing with construction permits: #15
- Getting electricity: #44
- Registering property: #61
- Getting credit: #90
- Protecting minority investors: #57
- Paying taxes: #72
- Trading across borders: #68
- Enforcing contracts: #56
- Resolving insolvency: #52

Key information on Chilean women in business

- Female labor participation: 41%
- Female-to-male ratio for entrepreneurial activity: 0.7
- Female entrepreneurial activity out of necessity (indicating no other options are available): 28.4%
- Female entrepreneurial activity out of opportunity (indicating a growth-oriented mindset): 70.2%
- Less than 5% of Chilean firms have a female top manager. The regional average in Latin America and the Caribbean is 21%

Industry Breakdown

Percentage of women-owned businesses per industry in Chile



Women, business and the law: key indicator scores

Scores are determined by criteria defined by the World Bank regarding whether a country's legal framework prevents women from accessing certain rights, opportunities or protections. A perfect score is 100, indicating that women are not legally discriminated against and have the same rights and opportunities as men.

Chile's legal framework does not discriminate against women as they...	Chile	Latin America
Access institutions, either public or private	91	97
Use property for either personal or professional purposes	60	98
Get a job in any industry, regardless of marital status or pregnancy	75	68
Are provided with incentives to work, including benefits	80	77
Go to court and access legal services, for either personal or professional purposes	50	67
Build credit and access finances	50	41