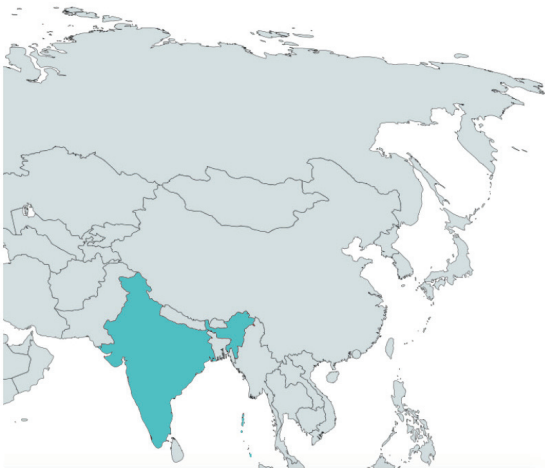


WECONNECT INTERNATIONAL ACTIVITY IN INDIA - 2019



206

Trained women business owners in the skills and knowledge necessary to grow their business

654

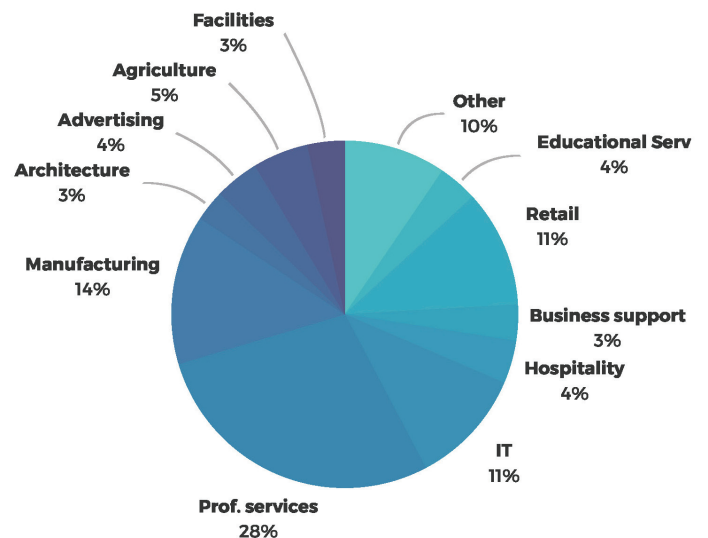
Facilitated connections between women business owners and corporate buyers

1,609

Facilitated connection between women business owners

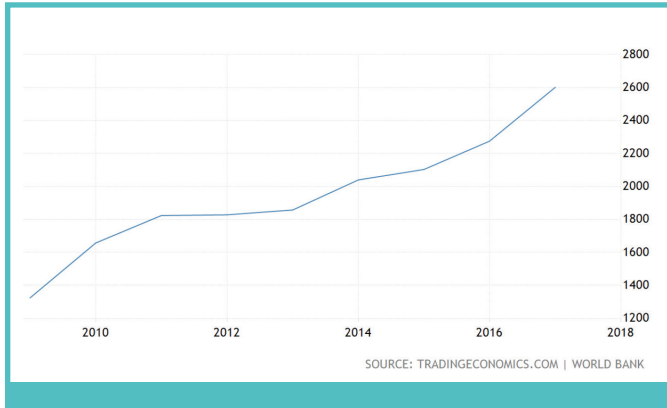
Industry Breakdown

By WEConnect International's certified Indian women-owned businesses



Key Economic Data – India

GDP (billion \$US)



GDP per capita (PPP)

\$7,874

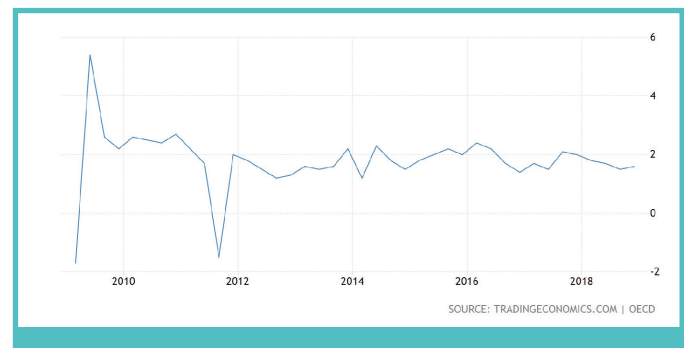
Annual median per capita income in 2018

119th

Worldwide ranking of GDP per capita

The economy of India is the 7th largest in the world measured by nominal GDP and 3rd largest by purchasing power parity (PPP)

GDP growth rate (%)



#77

in worldwide Ease of Doing Business ranking

- India is home to 131 billionaires as of 2018 - this marks India as the 3rd largest country with billionaire population
- India's major stock exchange, the Bombay Stock Exchange, had a market capitalization of \$2,056 billion as of April 2018

Top Exports

- Petroleum products
- Precious stones
- Vehicles
- Machinery

Labor Force

- 521.9 million**
- Agriculture: 47%
 - Industry: 22%
 - Services: 31%

Top Industries

- Textiles
- Chemicals
- Food processing
- Steel

The minimum wage in India is 160 rupees per day, which translates to approximately \$767 per year.

Practical Information on Doing Business in India

India's worldwide ranking (out of 190 economies) in...

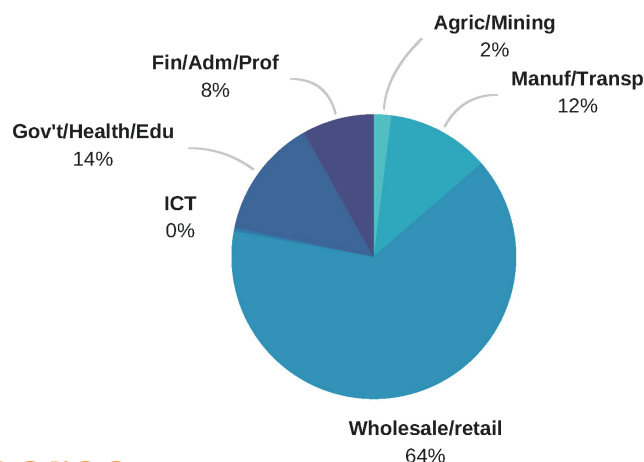
- Starting a business: #156
- Dealing with construction permits: #181
- Getting electricity: #28
- Registering property: #154
- Getting credit: #29
- Protecting minority investors: #4
- Paying taxes: #119
- Trading across borders: #146
- Enforcing contracts: #164
- Resolving insolvency: #103

Key information on Indian women in business

- Female labor participation: 25%
- Female-to-male ratio for entrepreneurial activity: 0.6
- Female entrepreneurial activity out of necessity (indicating no other options are available): 33.1%
- Female entrepreneurial activity out of opportunity (indicating a growth-oriented mindset): 61.6%
- Only one out of every thirteen Indian women is starting a business
- Paid maternity leave has recently increased from 84 to 182 days, and employers are expected to bear the full cost, increasing the cost of hiring women

Industry Breakdown

Percentage of women-owned businesses per industry in India



Women, business and the law: key indicator scores

Scores are determined by criteria defined by the World Bank regarding whether a country's legal framework prevents women from accessing certain rights, opportunities or protections. A perfect score is 100, indicating that women are not legally discriminated against and have the same rights and opportunities as men.

India's legal framework does not discriminate against women as they...	India	South Asia
Access institutions, either public or private	100	90
Use property for either personal or professional purposes	80	58
Get a job in any industry, regardless of marital status or pregnancy	40	39
Are provided with incentives to work, including benefits	40	45
Go to court and access legal services, for either personal or professional purposes	100	75
Build credit and access finances	0	9